Cable entry system type KDL/E

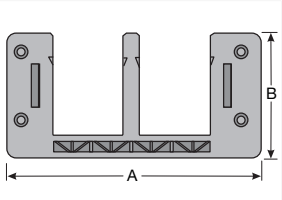

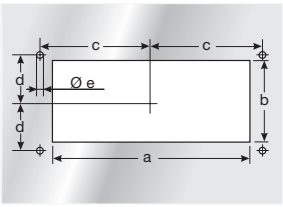

Product information

- The cable entry systems for the insertion of pre-assembled cables with open top frame.
- Single-piece frame
- Easy and very quick assembly
- Snap in, screwing on is not necessary
- Protection class: IP 54 (with suitable grommets and cables)
- Thermal stability: -60 °C – +80 °C
- Fire classification: V0
- Material: Polyamide 6.6
- RoHS Compliant
- UV-resistant
- Made in Germany
- Catch hook for 1.5mm – 2.0mm plate thickness included with delivery, additional catch hooks for up to 4.0 mm plate thickness available
- Suitable for standard cut-outs for 24-pin and 16-pin industrial connectors
- Easy to realise EMC solution with discharge plate
- Matching grommet: KDT/ZE

Information, conformities and approvals

Article	Order No.	Color	No. of openings small/ large	for Ø mm	Cut-out	PU pcs.
For standard cut-out size 16						
KDL/E 16/2 [1]	87121010	Black	0 / 2	16 - 31		1
KDL/E 16/4 [1]	87121011	Black	4 / 0	3 - 16		1
KDL/E 16/5 [1]	87121012	Black	4 / 1	3 - 31		1
KDL/E 16/8 [1]	87121014	Black	8 / 0	3 - 16		1
For standard cut-out size 24						
KDL/E+ 24/4 [2]	87121016	Black	2 / 2	3 - 31	24-pole	1
KDL/E+ 24/7 [2]	87121018	Black	6 / 1	3 - 31	24-pole	1
KDL/E 24/10 [2]	87121020	Black	10 / 0	3 - 16	24-pole	1

[1] If catch hooks are used, then the width of the cut-out must be enlarged by 91 mm
[2] For matching adapter plates or floor plates, see chapter „Accessories for cable entry systems and plates"

Cable entry system type KDL/E

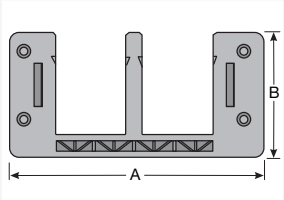

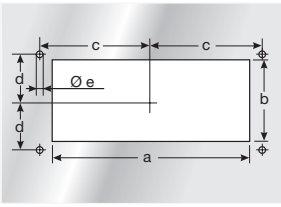

KDL/E cable entry system

Article	Order No.	Installation height mm	A mm	B mm	a mm	b mm	c mm	d mm	e mm
For standard cut-out size 16									
KDL/E 16/2 [1]	87121010	15.5	116	58	86	36	51.5	16	5.5
KDL/E 16/4 [1]	87121011	15.5	116	58	86	36	51.5	16	5.5
KDL/E 16/5 [1]	87121012	15.5	116	58	86	36	51.5	16	5.5
KDL/E 16/8 [1]	87121014	15.5	116	58	86	36	51.5	16	5.5
For standard cut-out size 24									
KDL/E+ 24/4 [2]	87121016	15.5	146	58	112	36	65	16	5.5
KDL/E+ 24/7 [2]	87121018	15.5	146	58	112	36	65	16	5.5
KDL/E 24/10 [2]	87121020	15.5	146	58	112	36	65	16	5.5

[1] If catch hooks are used, then the width of the cut-out must be enlarged by 91 mm
[2] For matching adapter plates or floor plates, see chapter „Accessories for cable entry systems and plates"

Material properties

Polyamide 6.6 |

Thermal properties

Temperature / temperature range -60 °C – 80 °C

Protection class

IP | Protection class IP54 (with suitable grommets and cables)

Fire properties

Fire classification V0

Cable entry system type KDL/E

Technical information

LABS free

According to EN -2-1

Strain relief

Conformity

RoHS (EC Directive 2011/65/EU)

Approvals and operating permits

CSA approval

GL approval

cULus approval

General information

Made in Germany

All details given in our sales brochures and catalogues, as well as the information available online, are based on our current knowledge of the products described. The electronic data and files made available by Murrplastik, particularly CAD files are based on our current knowledge of the product described. A legally binding assurance of certain properties or the suitability for a certain purpose can not be determined from this information. All information with respect to the chemical and physical properties of Murrplastik products, as well as application advice given verbally, in writing or by tests, is given to the best of our knowledge. They do not release the buyer from the obligation to carry out his own tests and trials in order to determine the concrete suitability of the products for the intended purpose. Murrplastik accepts no responsibility for the available information being up-to-date, correct or complete. Neither do we accept responsibility for the quality of this information. Murrplastik accepts no liability for damage caused as a result of using our products. Murrplastik reserves the right to make technical changes and improvements through constant further development of products and services. Our General Terms and Conditions apply.